

FEB 13 1918

N13.9.
5²

O. N. I. Publication No. 5.

A BRIEF DESCRIPTION
OF
SUBMARINE MINES

—
WARNING!
—

—
AVOID THEM!
—

REPORT ALL DISCOVERED



OFFICE OF NAVAL INTELLIGENCE

WASHINGTON
GOVERNMENT PRINTING OFFICE
1917

WARNING!

The accompanying illustrations show high-explosive mines, such as are being used by the Germans and other belligerent powers.

These mines when first put in place are so anchored that they are held at a certain distance below the surface of the water. It is intended that they shall remain invisible and be exploded when struck by any vessel that may come in contact with them. They are called submerged contact mines.

Such mines may be removed by various methods of dragging or sweeping, such as by sinking a long cable each end of which is attached to a tug, and thus dragging a suspected locality. This should only be done by persons who have had experience in work of this nature.

If, due to stormy weather or for any other reason, a mine becomes detached from its anchor, as is often the case, it comes to the surface, and for an indefinite time may be carried about by various currents, and continues to be a danger to navigation, because of being as destructive afloat as submerged. Likewise, floating mines are often cast upon the beach and should be carefully avoided.

Under any conditions whatever a mine floating, stranded, or anchored, should be approached only with the greatest caution. If possible the mine should be destroyed by rifle or gun fire.

It is very desirable that the kind of mine be determined by those who may discover it before they destroy it or leave the vicinity—that is, whether it is of English, French, or German make. It is for this purpose, as well as to caution all seafaring people, that this pamphlet is being distributed.

If, under very favorable conditions of weather, it is possible to approach a floating mine in an effort to identify it, the greatest care must be exercised not to do so when any other floating object is likely to touch it, and not to permit any part of your own vessel to come in contact with it. A floating mine is generally harmless unless it touches some other object.

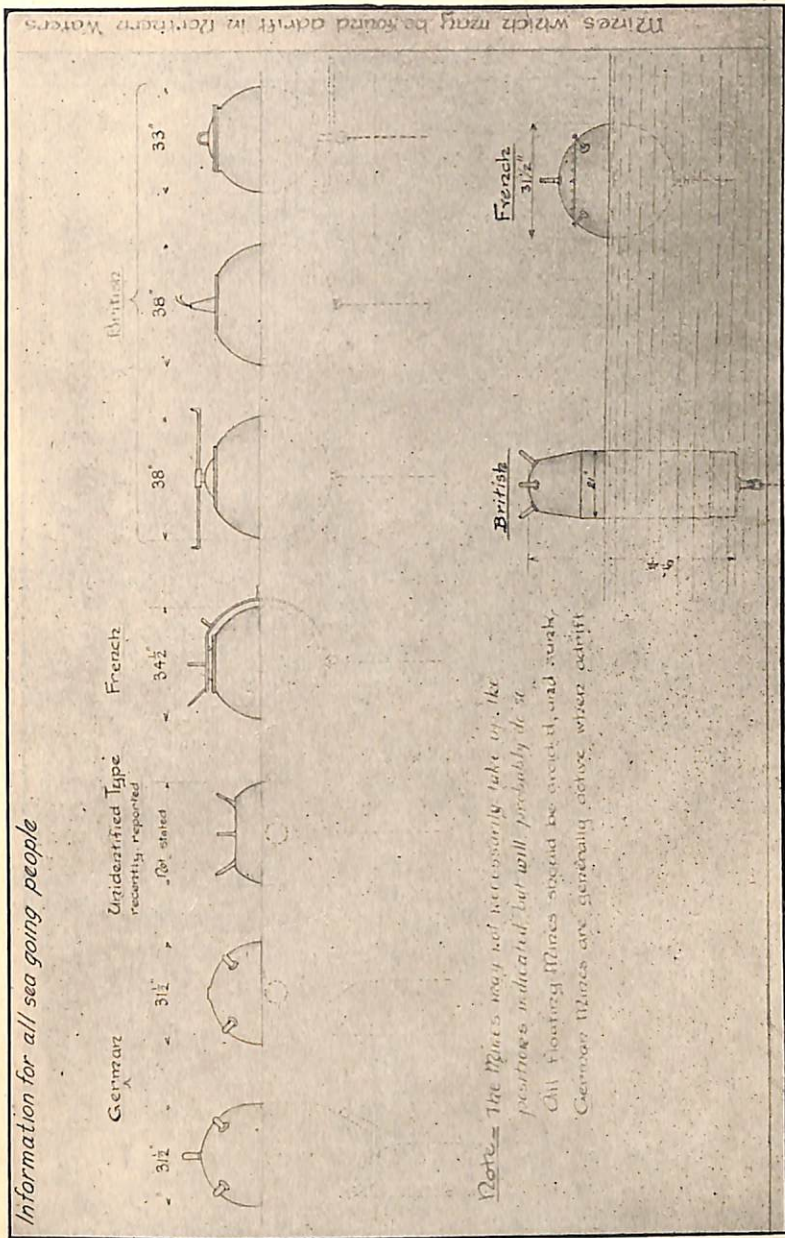
If an attempt is to be made to destroy a mine by gunfire, those who have not had actual experience in such work should not open fire at a shorter range than 200 yards.

Whether or not an attempt be made to destroy a mine, the fact of its discovery and a report of all circumstances in the matter should be made to the Hydrographic Office, the collector of any port, any officer of the Navy or the Army, or to any other Government officer at the earliest possible moment.

Report the presence of any floating object that may resemble a metal ball or cylinder in order that proper investigation may be made.

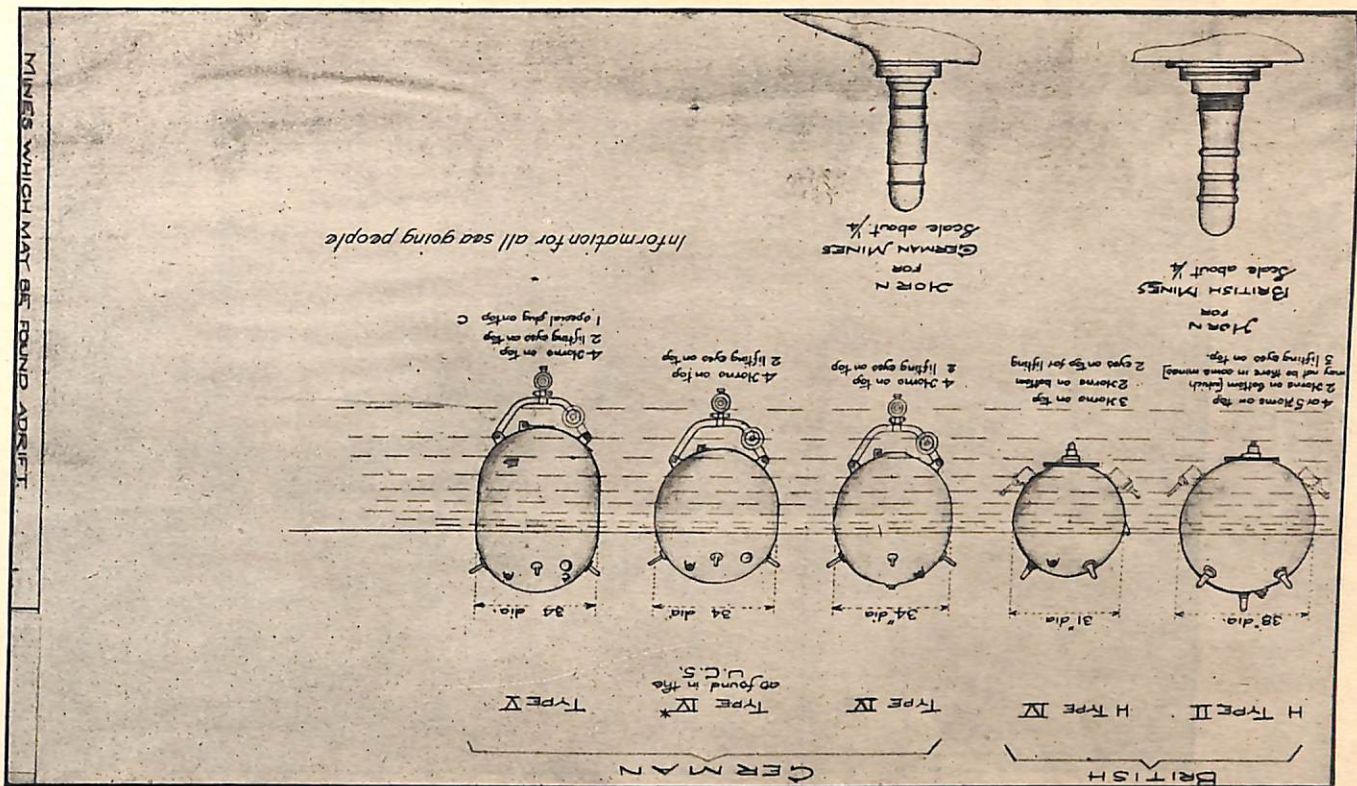
If all people along the coast or at sea keep always on the lookout and bear in mind these instructions, a great loss of life and property may be avoided and service of the greatest importance to the Government will be rendered.

MINES WHICH MAY BE FOUND ADRIFT.



NOTE.—The mines may not necessarily take up the positions indicated, but will probably do so. All floating mines should be avoided and sunk. German mines are generally active when adrift.

MINES WHICH MAY BE FOUND ADRIFT.

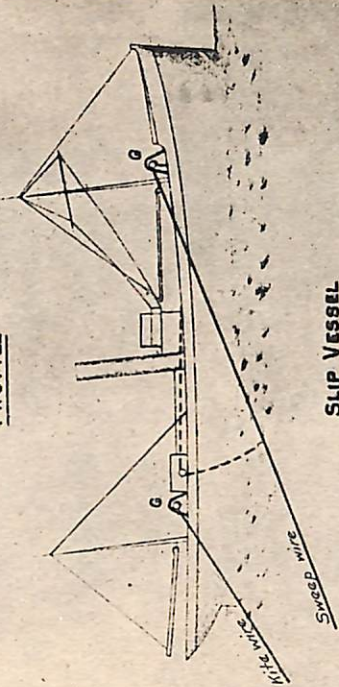


(4)

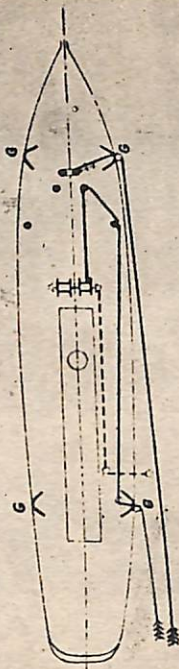
DIAGRAMMATIC SKETCH OF SWEEP IN TRAWLERS

Having two winches

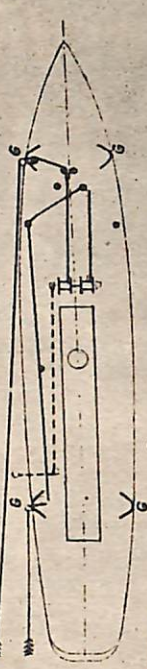
PROFILE



SLIP VESSEL




WINCH VESSEL



REFERENCES

- MITE WIRE
- SWEEP WIRE
- LIZARD WITH A SHACKLE THROUGH WHICH TRAVELS THE SWEEP WIRE BROUGHT TO WAPPING DRUM WHEN NECESSARY IN ALTERING COURSE
- 6 GALLOWS IRON ROLLERS.

(5)



A GERMAN MINE WASHED ASHORE.

(8)